

AGENTSCHAP INTEGRATIE & INBURGERING

VIDEO INTERPRETING GUIDE

FOR THE THIRD-PARTY PARTICIPANT

ENGELS | VERTAALD UIT HET NEDERLANDS

You are taking part in an online meeting by means of Google Meet. A video interpreter will be translating.

Be sure to have at your disposal:

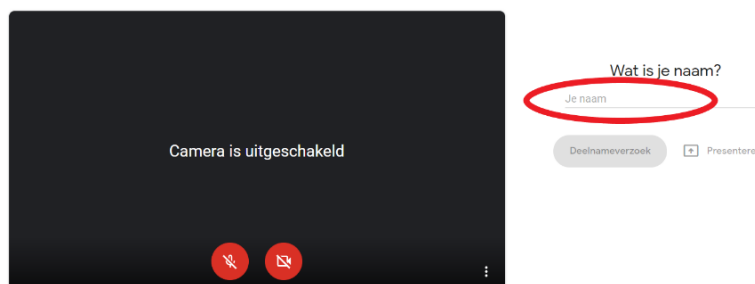
- a computer with camera and microphone. You can also use a smartphone or tablet to participate.
- a stable Internet connection.
- a quiet space without background noise.

1 The care provider invites you by e-mail.

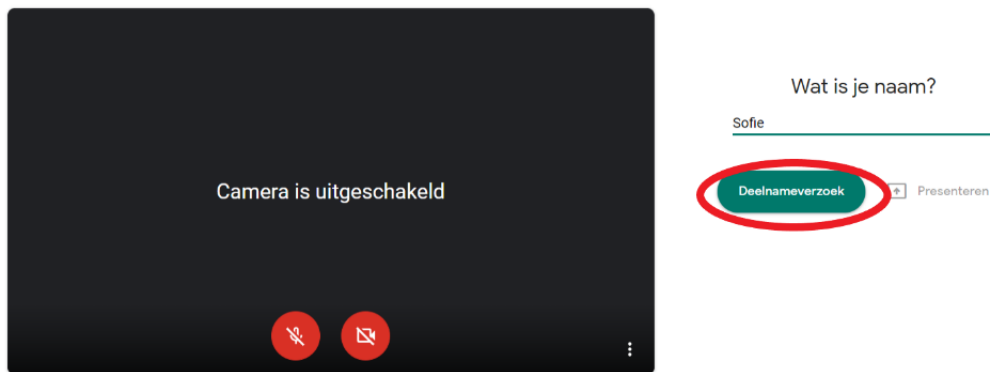
- 1 You will receive an email from the care provider. By means of this invitation you can participate in the meeting. Do you receive your invitation by WhatsApp? Read below how to participate.
 - ▶ You cannot find the email? Look under 'unwanted e-mails'.
- 2 Open the email. Click on '*deelnemen aan vergadering*' (join meeting). Preferably use the Google Chrome web browser.



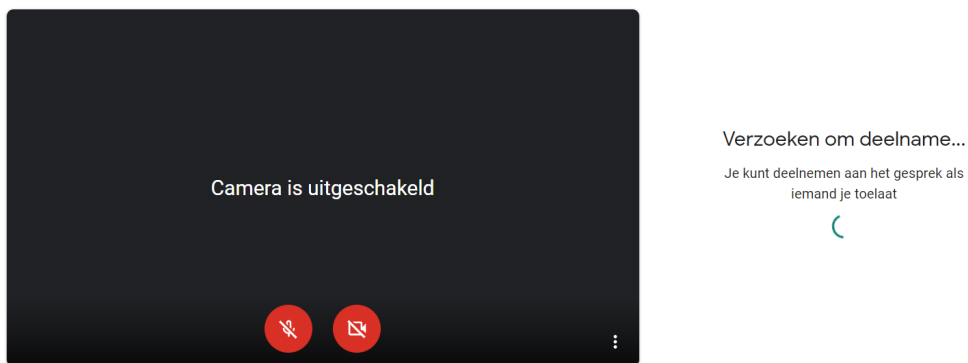
- 3 Fill in your name.



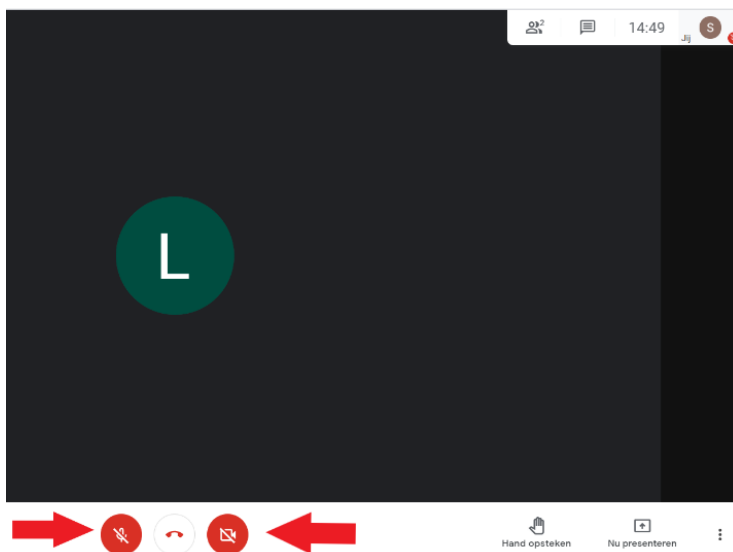
4 Click on 'deelnameverzoek' (participation request).



5 Wait until the care provider lets you in. You will see this screen:

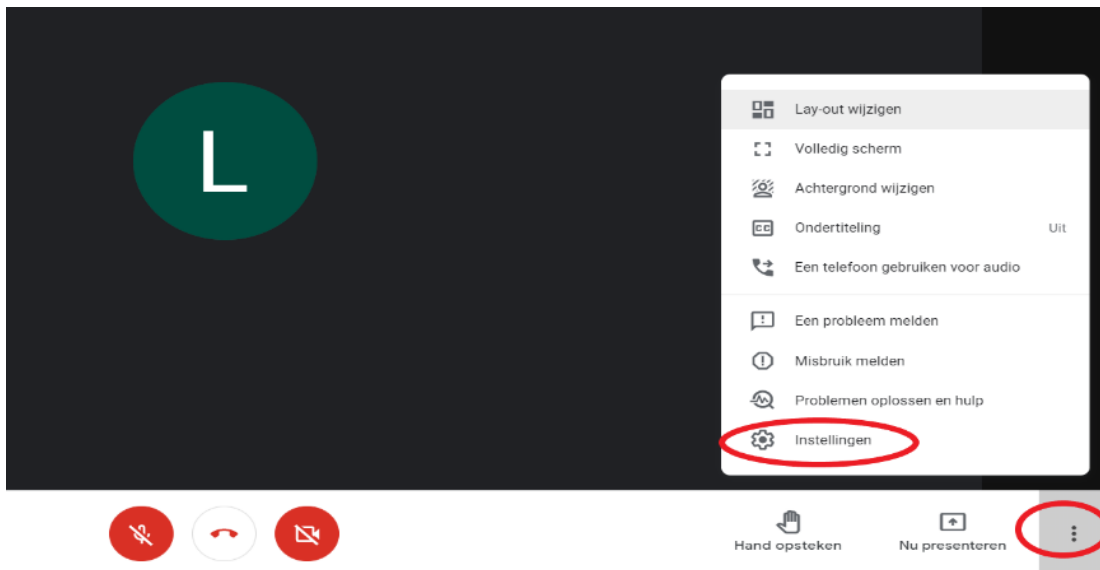


6 The care provider gives you access to the meeting. Switch on your camera and microphone using the red buttons at the bottom of your screen.




7 You have no image or no sound? Click on the three dots at the bottom right. Select 'Instellingen' (settings).

- Configure your audio and video. It is still not working? Please check the computer settings. Make sure you give Google Meet access to your camera and microphone.

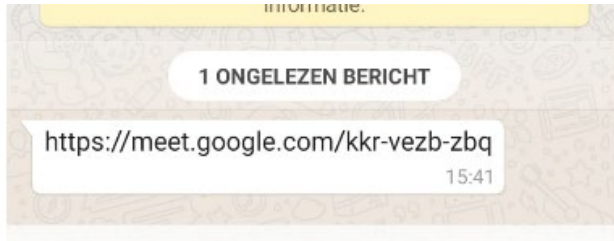


- 8 To leave the meeting, click on the red telephone icon at the bottom.

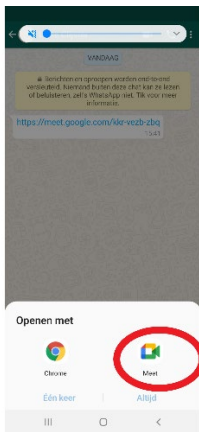


2 The care provider invites you by WhatsApp. You participate using your smartphone or tablet.

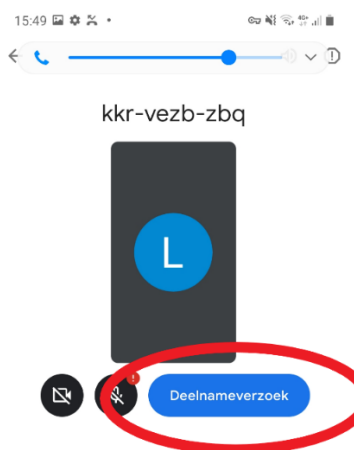
- 1 Install the Google Meet app on your smartphone or tablet.
- 2 You will receive a link via WhatsApp.



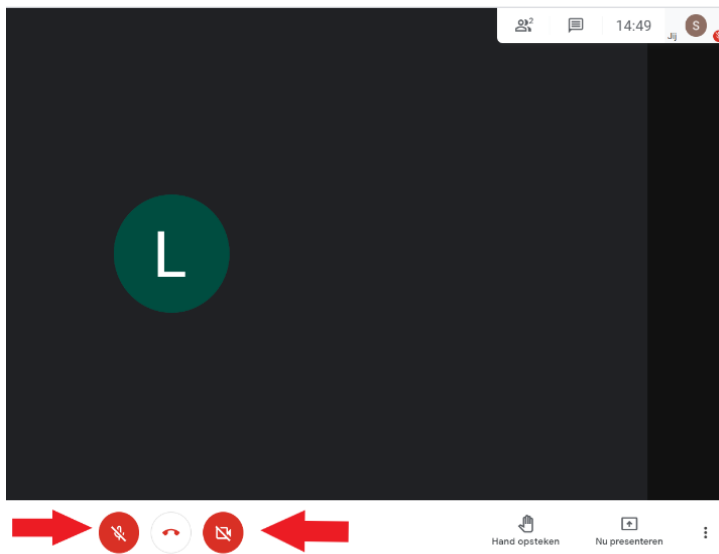
- 3 Click on the link. Open the Google Meet link.



- 4 Click on 'deelnameverzoek' (participation request).



- 5 The care provider gives you access to the meeting. Switch on your camera and microphone using the red buttons at the bottom of your screen.



COLOPHON

Community Interpreting and Translation Service
Agentschap Integratie en Inburgering (Social and Civic Integration Agency)
Tel **02 701 79 20**
stv@integratie-inburgering.be